

**Test Report No. 719177508-MEC10/04-CLC**  
dated 27 SEPT 2010



PSB Singapore

**Note:** This report is issued subject to TÜV SÜD PSB's "Terms and Conditions Governing Technical Services".  
The terms and conditions governing the issue of this report are set out as attached within this report.

**Choose certainty.  
Add value.**

**SUBJECT:**

Testing of Tap/Fitting/Mixers.

**TESTED FOR:**

Vola A/S  
Lunavej 2  
DK 8700 Horsens  
Denmark

Attn: Mr. Tommy Jorgenson

**METHOD OF TEST:**

PUB Requirement for Water Efficiency Labelling Scheme

BS EN 1287 : 1999 Sanitary tapware – Low pressure thermostatic mixing valves –  
General technical specifications

**DESCRIPTION OF SAMPLE:**

Product : Tap/Fittings/Mixers  
Brand Name : Vola

S/N	Description	Model
1.	Thermostatic mixer with swivel spout for bath filling and mixer with hand shower	VOLA BK16

**Note:**

Refer to APPENDIX for photo.



TÜV SÜD PSB

Laboratory:  
TUV SUD PSB Pte. Ltd.  
No.1 Science Park Drive  
Singapore 118221


Phone : +65-6885 1333  
Fax : +65-6776 8670  
E-mail: testing@tuv-sud-psb.sg  
www.tuv-sud-psb.sg  
Co. Reg : 199002667R

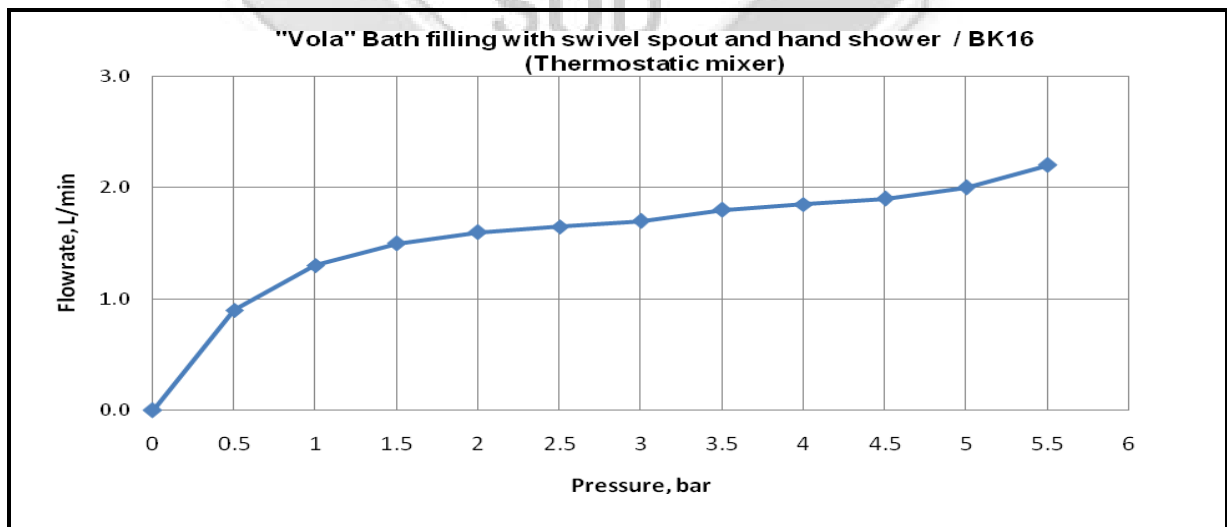
Regional Head Office:  
TUV SUD Asia Pacific Pte. Ltd.  
3 Science Park Drive, #04-01/05  
The Franklin, Singapore 118223  
TUV®

**TEST RESULTS:**

**Hydraulic Characteristics**

- 1) Description: Thermostatic mixer with swivel spout for bath filling and mixer with hand shower  
Model: BK16

Flow Pressure ( bar )	Flow Rate ( litres/min )	Flow Rate Requirements for Water Efficiency Labelling	Photo
0	0	<p><b>Products/Fittings</b> Shower Taps &amp; Mixers</p> <p>7 to 9 litres/min ( 1 tick ) 5 to 7 litres/min ( 2 ticks ) 5 litres/min or less ( 3 ticks )</p>	
0.5	0.9		
1.0	1.3		
1.5	1.5		
2.0	1.6		
2.5	1.7		
3.0	1.7		
3.5	1.8		
4.0	1.9		
4.5	1.9		
5.0	2.0		
5.5	2.2		



*Char*      *Aldehuy*



**TEST RESULTS:**

**(A1) Leaktightness Characteristics**

Sample Reference	VOLA BK16	BS EN 1287 : 1999 Requirement
<b>Characteristics</b>		
Leaktightness of the thermostatic mixing valve upstream of the obturator and of the obturator	Passed	Clause 9.3.2 The valve shall withstand a hydraulic pressure of 16 bar for a duration of 60 seconds without leakage.
Leaktightness of the thermostatic mixing valve downstream of the obturator	Passed	Clause 9.5.2 The valve shall withstand a hydraulic pressure of 16 bar for a duration of 60 seconds without leakage.
Leaktightness of the manual diverter of the thermostatic mixing valve	Passed	Clause 9.6.2 For the duration of the test, there shall be no leakage at the outlet points indicated.

**(B1) Torsion Test**

Sample Reference	VOLA BK16	BS EN 1287 : 1999 Requirement
<b>Characteristics</b>		
Submitting the operating mechanism to a given torque to verify its strength with no water supplied	Passed	Clause 13.2.4 There shall be no deformation or other deterioration which impairs the function of the mixing valve; the mixing valve shall satisfy the requirement for leaktightness.

**(C1) Mechanical Performance under Pressure Characteristics**

Sample Reference	VOLA BK16	BS EN 1287 : 1999 Requirement
<b>Characteristics</b>		
Mechanical behaviour upstream of the obturator - Obturator in the close position	Passed	Clause 11.3.2 Throughout the duration of the test, there shall be no permanent deformation of the thermostatic mixing valve.
Mechanical behaviour downstream of the obturator - Obturator in the open position	Passed	Clause 11.4.2 There shall be no permanent deformation of the thermostatic mixing valve.

*Chur*

*Aldehuy*



**TEST RESULTS: (Cont'd)**

**(D1) Hydraulic Operating Characteristics – Determination of flow rate**

Sample Reference		VOLA BK16		BS EN 1287 : 1999 Requirement	
Characteristics					
Flow rate test at dynamic reference pressure 0.1 bar	Combined	Shower	0.6**	4,8 to 6,0 l/min	Wash basin
				6,0 to 7,5 l/min	Showers, sinks
				7,5 to 15,0 l/min	bidet
				Min. 15 l/min	Baths

\*\*\*\*Non-compliance with BS EN 1287 : 1999 requirements (Please refer to page 6 of 8).

**(E1) Hydraulic Operating Characteristics – Sensitivity**

Sample Reference	VOLA BK16	BS EN 1287 : 1999 Requirement
Characteristics		
Sensitivity	Passed	Shall comply with Clause 10.6

*Chr*      *Aldehny*



**TEST RESULTS: (Cont'd)**

**(F1) Hydraulic Operating Characteristics – Safety with Cold Water Failure**

Sample Reference	VOLA BK16	BS EN 1287 : 1999 Requirement
<b>Characteristics</b>		
Blend water temperature before test (°C)	38.4° C	38 ± 1 °C
Volume of water collected during the first 5s after cold water failure	10 ml	200 ml max
Volume of water collected during the second collection period of 30s after cold water failure	10 ml	300 ml max
Temperature of mixed water after restoration of the cold water	39.8° C	Deviation from set temperature shall not exceed 2°C

**(G1) Hydraulic Operating Characteristics – Temperature stability with changing inlet pressure**

Sample Reference	VOLA BK16	BS EN 1287 : 1999 Requirement
<b>Characteristics</b>		
Blend water temperature before test (°C)	38.3° C	38 ± 1 °C
Temperature of the mixed water after pressure reduction and stabilization	38.7°C	Deviation from set temperature shall not exceed 2°
Temperature of the mixed water after pressure restoration and stabilization	39.6°C	Deviation from set temperature shall not exceed 2°

*Cher*


*Cher*



**REMARKS:**

S/N	Type of tap fittings	Model	BS EN 1287 : 1999 Requirement	Characteristics
1.	Thermostatic mixer with swivel spout for bath filling and mixer with hand shower	VOLA BK16	Complied	A) Leaktightness Characteristics B) Torsion Test C) Mechanical Performance under Pressure Characteristics D) Hydraulic Operating Characteristics – Determination of flow rate E) Hydraulic Operating Characteristics – Sensitivity F) Hydraulic Operating Characteristics – Safety with Cold Water Failure G) Hydraulic Operating Characteristics – Temperature stability with changing inlet pressure

- a. Effect on Water Reference : S08MEC07709-1A&1B-LYP dated 08/04/2009 and S08MEC07709-2A&2B-LYP dated 08/04/2009
- b. Chemical Composition BS EN 12165 Reference : 719176458-MEC10-CES dated 29/Apr/2010.
- c. DZR BS EN 12165 Reference : 719176458-MEC10-YYH-SBT dated 27 Apr 2010.
- d. Mechanical Endurance (On/off Flow control device) Reference : 719177508-MEC10/01-CLC dated 27/Sep/2010.
- e. Mechanical Endurance (Manual Diverter) Reference : 719177508-MEC10/01-CLC dated 27/Sep/2010.

  
Chua Lee Choong  
Associate Engineer

  
Chua Peck Cheong  
Product Manager  
Automotive & Industrial Group  
Mechanical Centre

APPENDIX




Photo 1. VOLA 16  
Thermostatic mixer with swivel spout for bath filling  
and mixer with hand shower

*Cher*

*Aldehny*



This Report is issued under the following conditions:

1. Results of the testing/calibration in the form of a report will be issued immediately after the service has been completed or terminated.
2. Unless otherwise requested, this report shall contain only technical results carried out by TÜV SÜD PSB. Analysis and interpretation of the results and professional opinion and recommendations expressed thereupon, if required, shall be clearly indicated and additional fee paid for, by the Client.
3. This report applies to the sample of the specific product/equipment given at the time of its testing/calibration. The results are not used to indicate or imply that they are applicable to other similar items. In addition, such results must not be used to indicate or imply that TÜV SÜD PSB approves, recommends or endorses the manufacturer, supplier or user of such product/equipment, or that TÜV SÜD PSB in any way "guarantees" the later performance of the product/equipment. Unless otherwise stated in this report, no tests were conducted to determine long term effects of using the specific product/equipment.
4. The sample/s mentioned in this report is/are submitted/supplied/manufactured by the Client. TÜV SÜD PSB therefore assumes no responsibility for the accuracy of information on the brand name, model number, origin of manufacture, consignment or any information supplied.
5. Additional copies of the report are available to the Client at an additional fee. No third party can obtain a copy of this report through TÜV SÜD PSB, unless the Client has authorised TÜV SÜD PSB in writing to do so.
6. TÜV SÜD PSB may at its sole discretion add to or amend the conditions of the report at the time of issue of the report and such report and such additions or amendments shall be binding on the Client.
7. All copyright in the report shall remain with TÜV SÜD PSB and the Client shall, upon payment of TÜV SÜD PSB's fees for the carrying out of the tests/calibrations, be granted a license to use or publish the report to the third parties subject to the terms and conditions herein, provided always that TÜV SÜD PSB may at its absolute discretion be entitled to impose such conditions on the license as it sees fit.
8. Nothing in this report shall be interpreted to mean that TÜV SÜD PSB has verified or ascertained any endorsement or marks from any other testing authority or bodies that may be found on that sample.
9. This report shall not be reproduced wholly or in parts and no reference shall be made by the Client to TÜV SÜD PSB or to the report or results furnished by TÜV SÜD PSB in any advertisements or sales promotion.
10. Unless otherwise stated, the tests were carried out in TÜV SÜD PSB Pte Ltd, No.1 Science Park Drive Singapore 118221.

March 2010